


Name \_\_\_\_\_

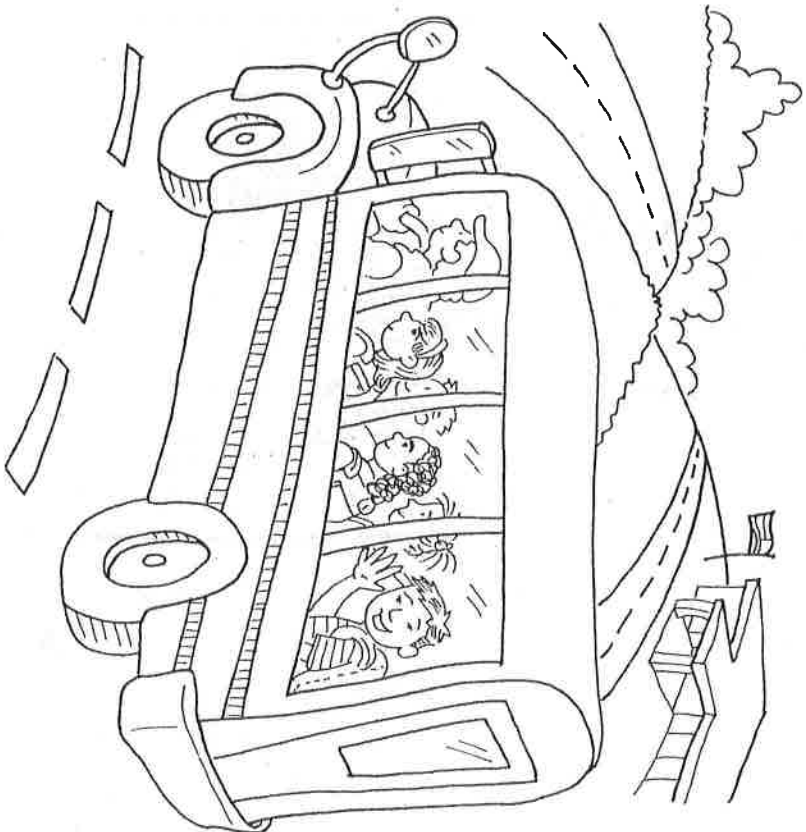


Can you see me?

Here I am!

Copyright © McGraw-Hill Education

# Here I Am!



Can you see me?

Here I am on the bus.

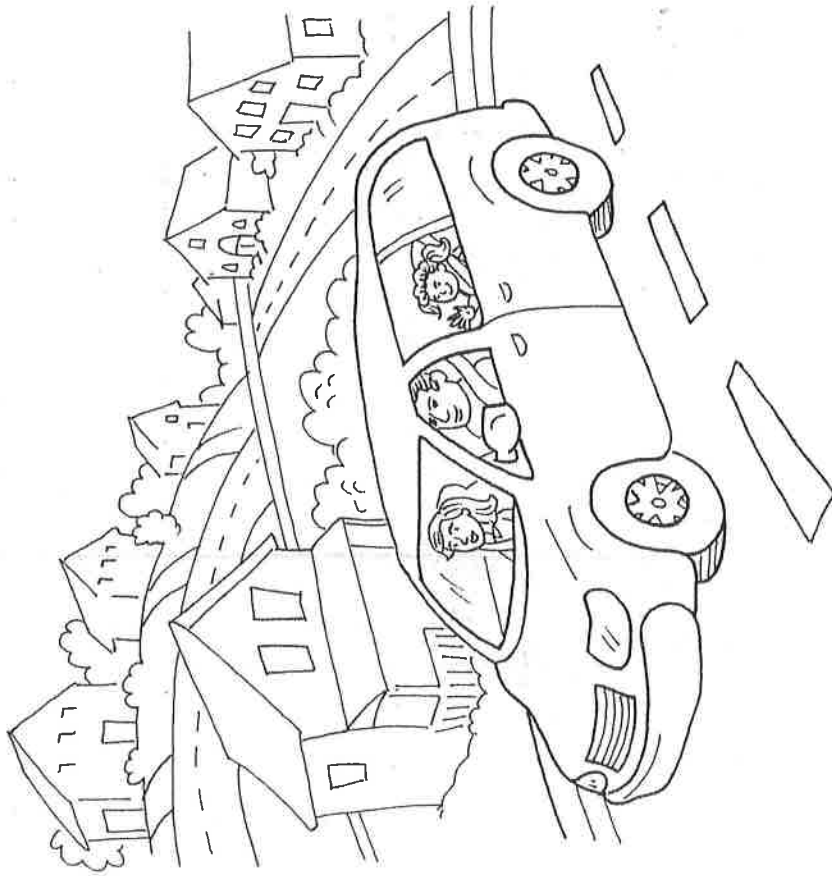
**High Frequency Words:** *here, me*  
Read the book aloud to a partner. Reread for fluency.

4

Unit 8: From Here to There • Week 1


Copyright © McGraw-Hill Education

1



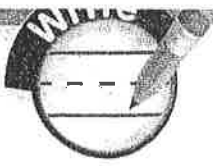
Can you see me?

Here I am in a van.

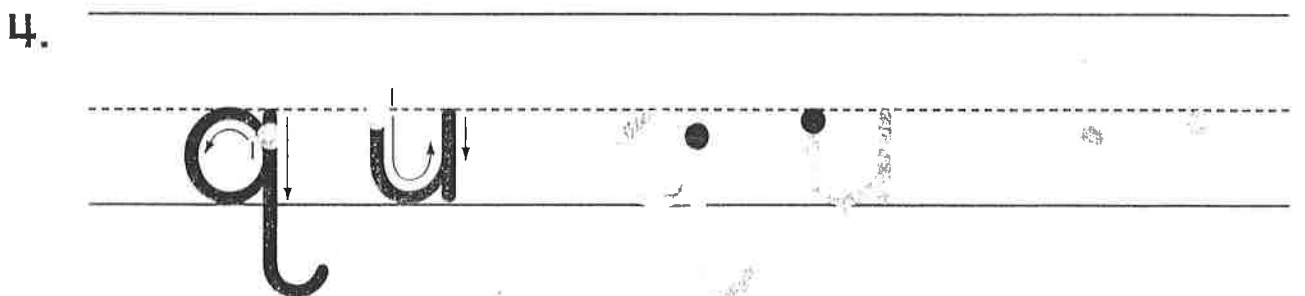
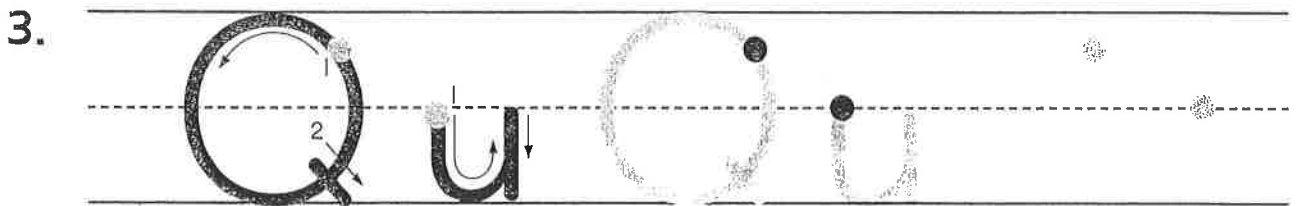
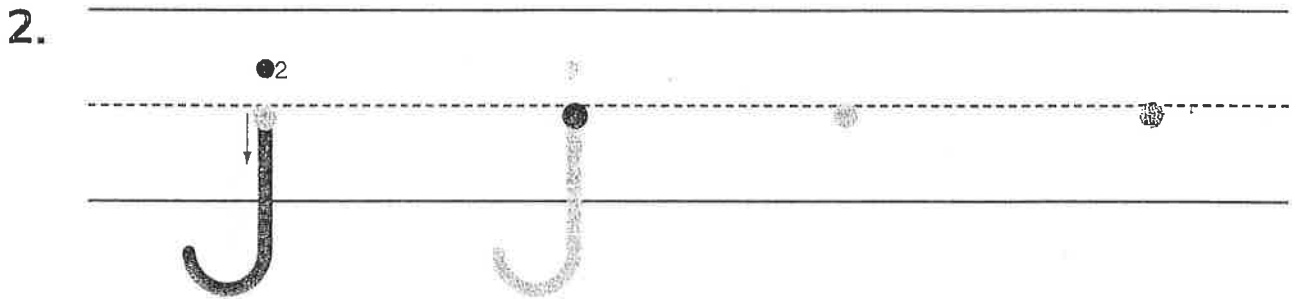
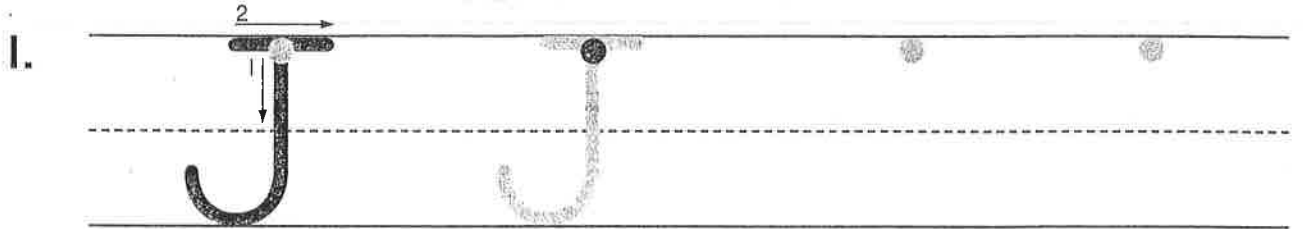


Can you see me?

Here I am in a jet.



Name \_\_\_\_\_




Handwriting: *Jj, Qu, qu*

Trace and write each capital letter *J* and each lowercase letter *j*.

Then trace and write the letters *Qu* and the letters *qu*.

Name \_\_\_\_\_



Copyright © McGraw-Hill Education

Phonemic Awareness: /kw/

Say the name of each picture. Put a marker on each picture if its name begins with the /kw/ sound.

Name \_\_\_\_\_




1.



\_\_\_\_\_

-----

\_\_\_\_\_




\_\_\_\_\_

-----

\_\_\_\_\_

2.



\_\_\_\_\_

-----

\_\_\_\_\_



\_\_\_\_\_

-----

\_\_\_\_\_

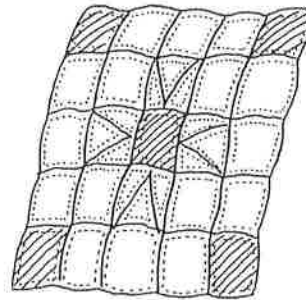
3.



\_\_\_\_\_

-----

\_\_\_\_\_

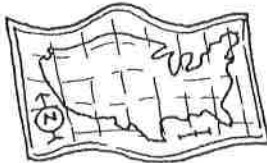


\_\_\_\_\_

-----

\_\_\_\_\_

4.



\_\_\_\_\_

-----

\_\_\_\_\_



\_\_\_\_\_

-----

\_\_\_\_\_



Phonics: /kw/qu







Say the name of each picture. Write the letters *qu* next to each picture whose name begins with the /kw/ sound.

Name \_\_\_\_\_

# Cut and Sort

Glue the pictures that begin with **q** under the queen.  
Glue the other pictures under ☹️.

		
queen		
glue	glue	glue
glue	glue	glue

Listening for initial **q**

Name \_\_\_\_\_

# Cut and Sort

Glue the pictures that begin with **j** under the jeep.  
Glue the other pictures under ☹️.

jeep



glue


glue

glue

glue

glue

glue



Listening for initial j